

marketresponseinternational



project :: 1776

february 22 :: 2007

**1962 / 2007**  
**Minnesota Survey of Attitudes**  
**Regarding Developmental Disabilities**

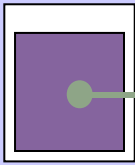
prepared for:  
**Minnesota Governor's Council**  
**on**  
**Developmental Disabilities**

**Cosponsors:**

**The Arc of Minnesota**  
**The Autism Society of Minnesota**  
**The Minnesota State Council on Disability**  
**Self-Advocates of Minnesota**  
**United Cerebral Palsy of Minnesota**

**prepared by:**

marketresponseinternational

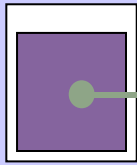


## project overview

A survey of the Minnesota general population was conducted in the summer of 1962, to measure awareness and attitudes regarding (developmental disabilities).

The survey was updated and repeated in January 2007 to assess and measure changes during the past 45 years.

Preparation of this report was financed in part by Grant Number G001MNBS24 from the US Department of Health and Human Services, Administration on Developmental Disabilities, under Public Law 106-402. Content of this report does not necessarily reflect the position or policy of the Administration on Developmental Disabilities or the Minnesota Department of Administration.

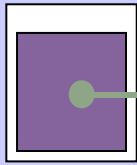


## research design

In January 2007, a 20-minute telephone survey was conducted among adults throughout the state of Minnesota.

The final sample,  $n=806$ , closely corresponded with the Minnesota population, based on income, age and race representation.

Given a sample size of 800, one can say with 95% confidence that the error attributable to sampling could be as much as 3.5% in either direction, on proportional results.

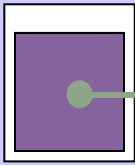


## familiarity with developmental disabilities

### **2007 Survey Introduction, read to all respondents:**

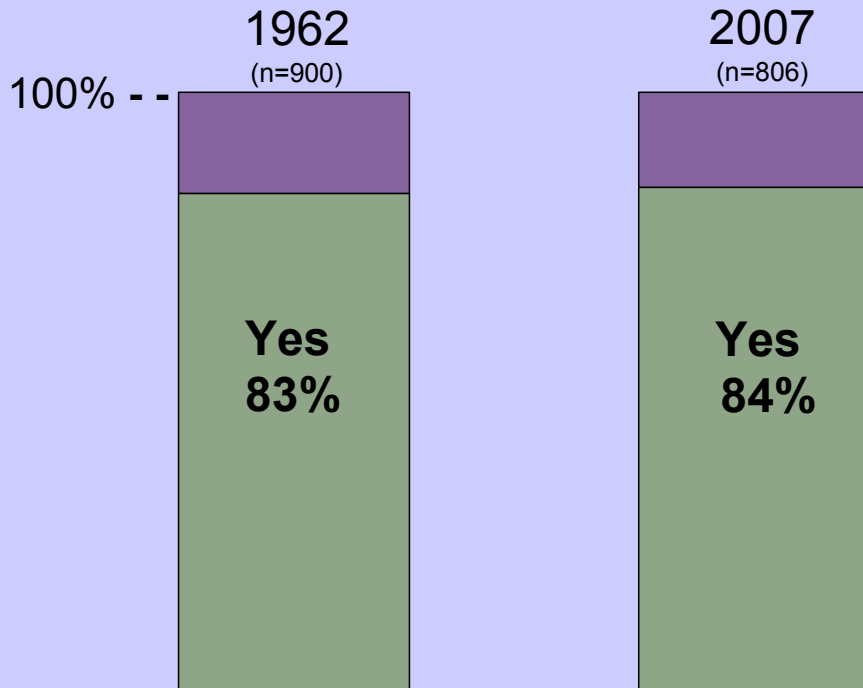
As you may know, one current issue in Minnesota concerns services for people with developmental disabilities. The term “developmental disability” is an umbrella term that includes mental retardation, cerebral palsy, autism and epilepsy. It is a lifelong condition and means that about 1% - 2% of the Minnesota population has significant or severe disabilities.

- 76% of respondents said they were either *very* or *somewhat* familiar with developmental disabilities.

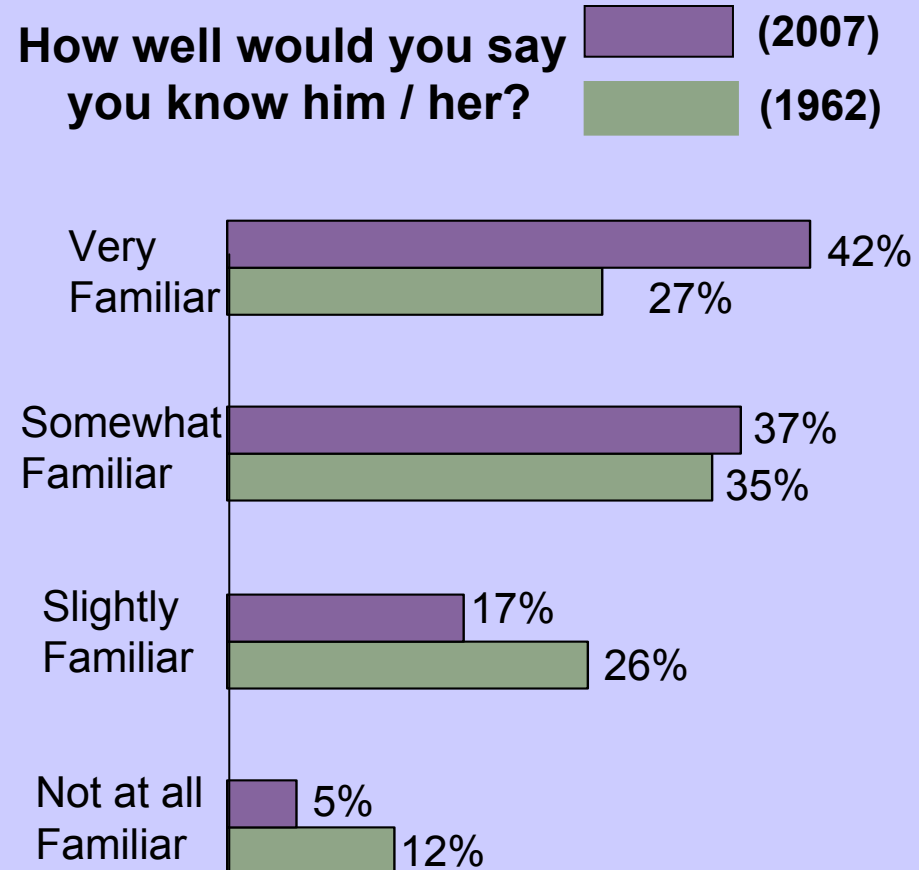


# familiarity with developmental disabilities

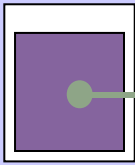
Have you ever known of a person who was thought to have a developmental disability?



How well would you say you know him / her?

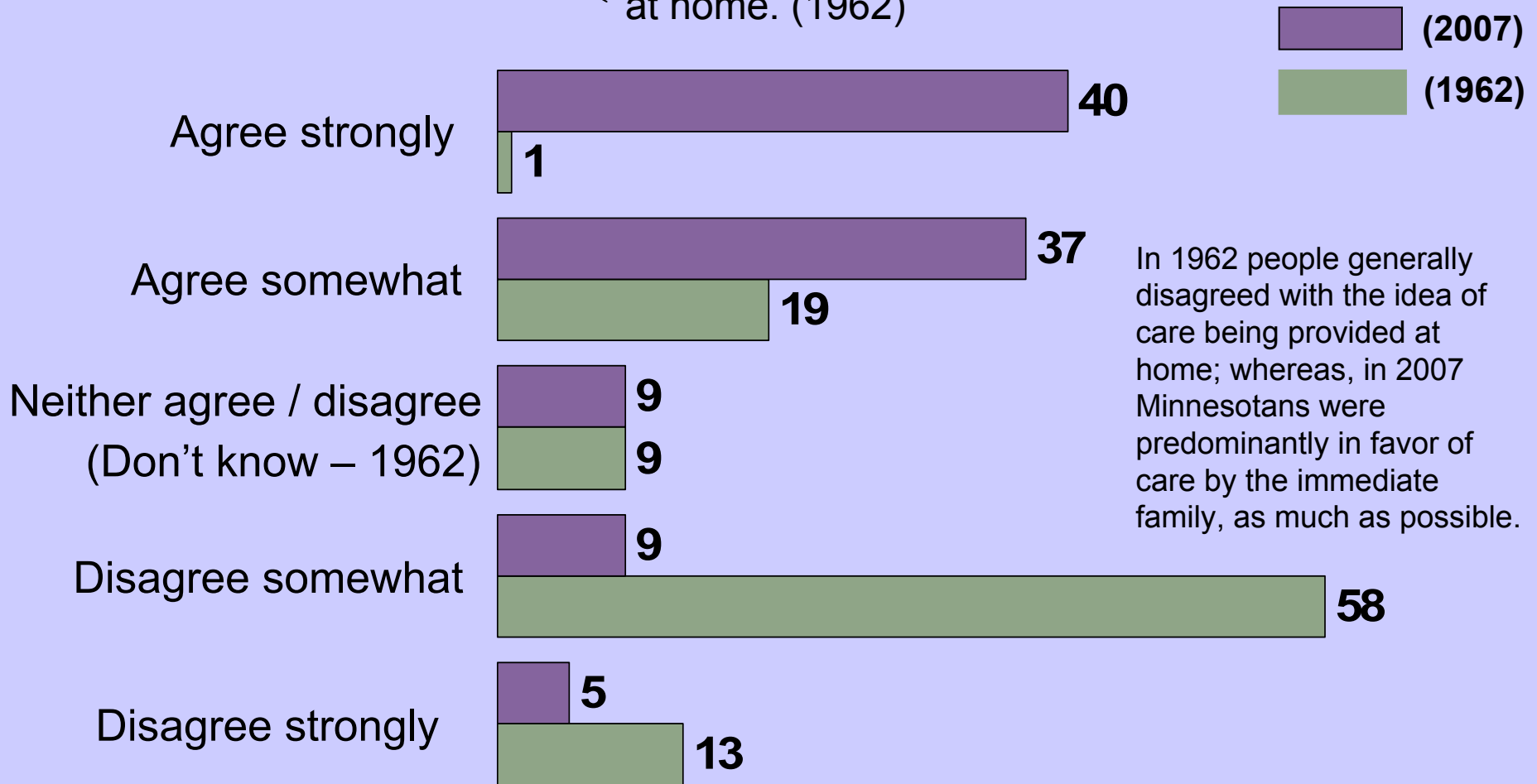


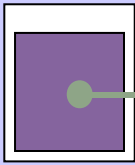
A majority of Minnesotans know someone who has a developmental disability. While this level of awareness has remained unchanged in 45 years, the levels of familiarity with people with developmental disabilities has increased. This is an indication of improvement in integration.



# 1962 - 2007 perceptions: *People with developmental disabilities...*

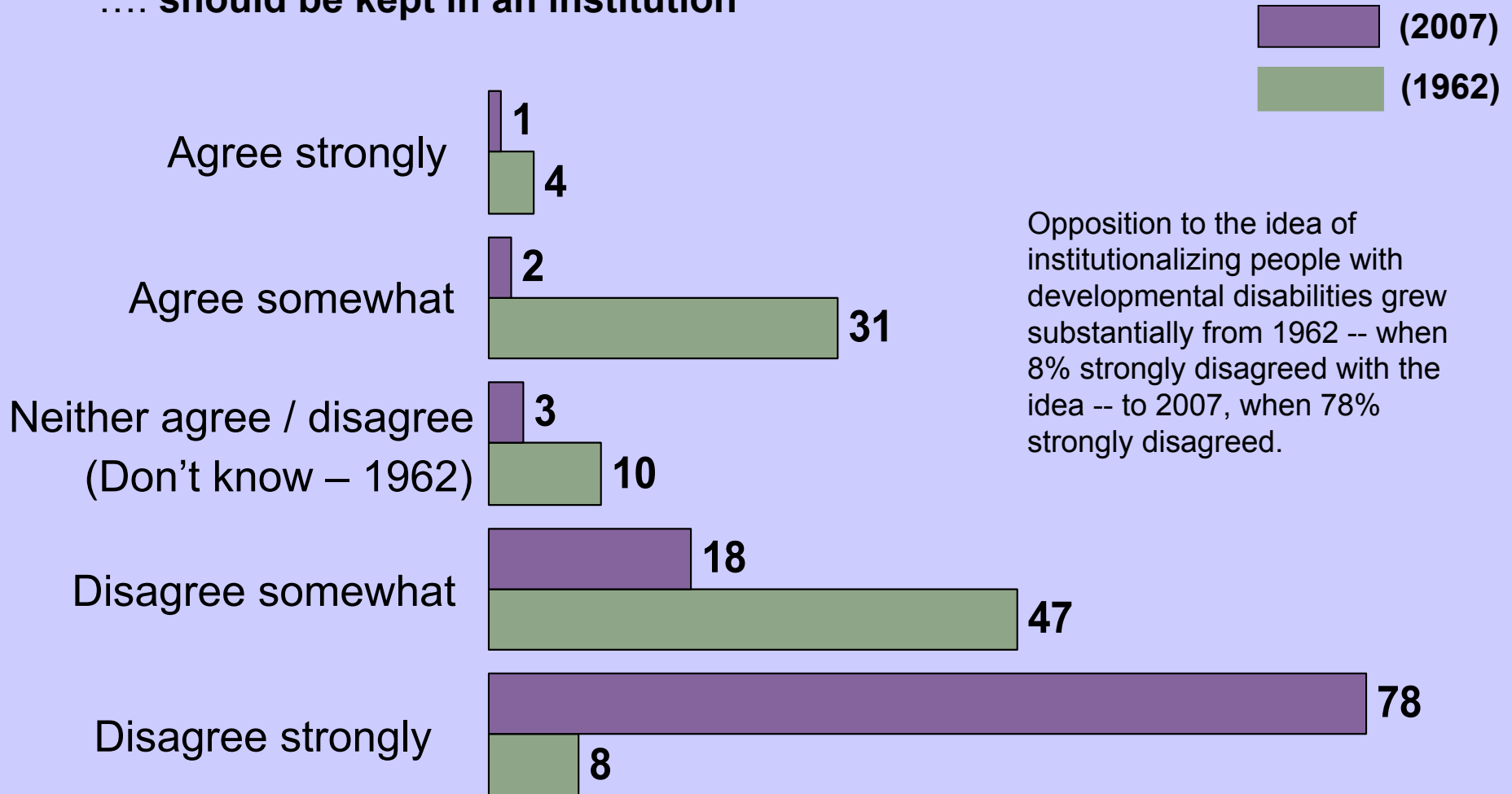
.... **should be cared for** < by the immediate family, as much as possible. (2007)  
at home. (1962)

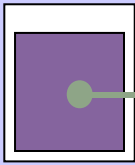




# 1962 - 2007 perceptions: *People with developmental disabilities...*

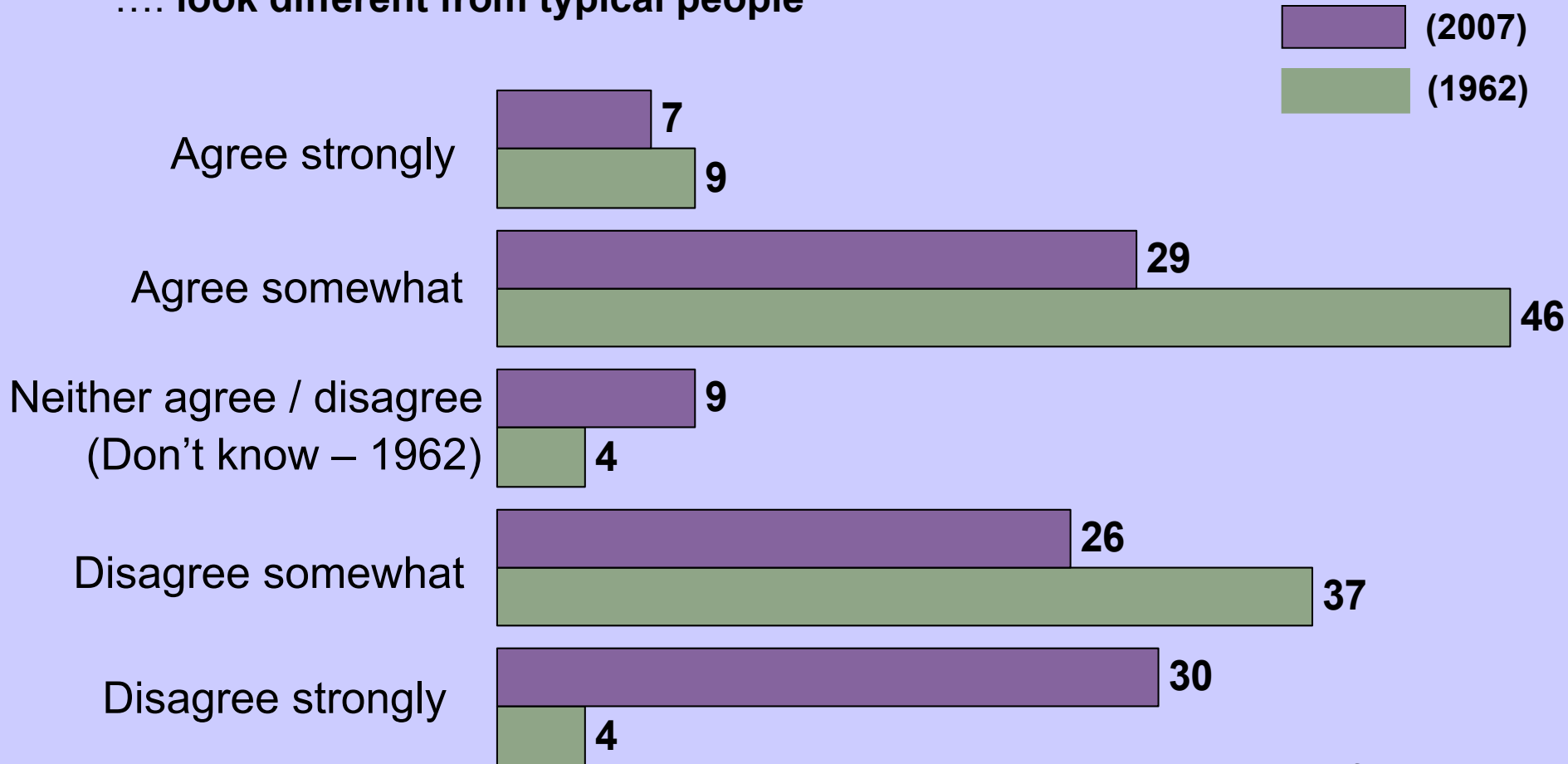
.... should be kept in an institution



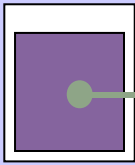


## 1962 - 2007 perceptions: *People with developmental disabilities...*

.... look different from typical people

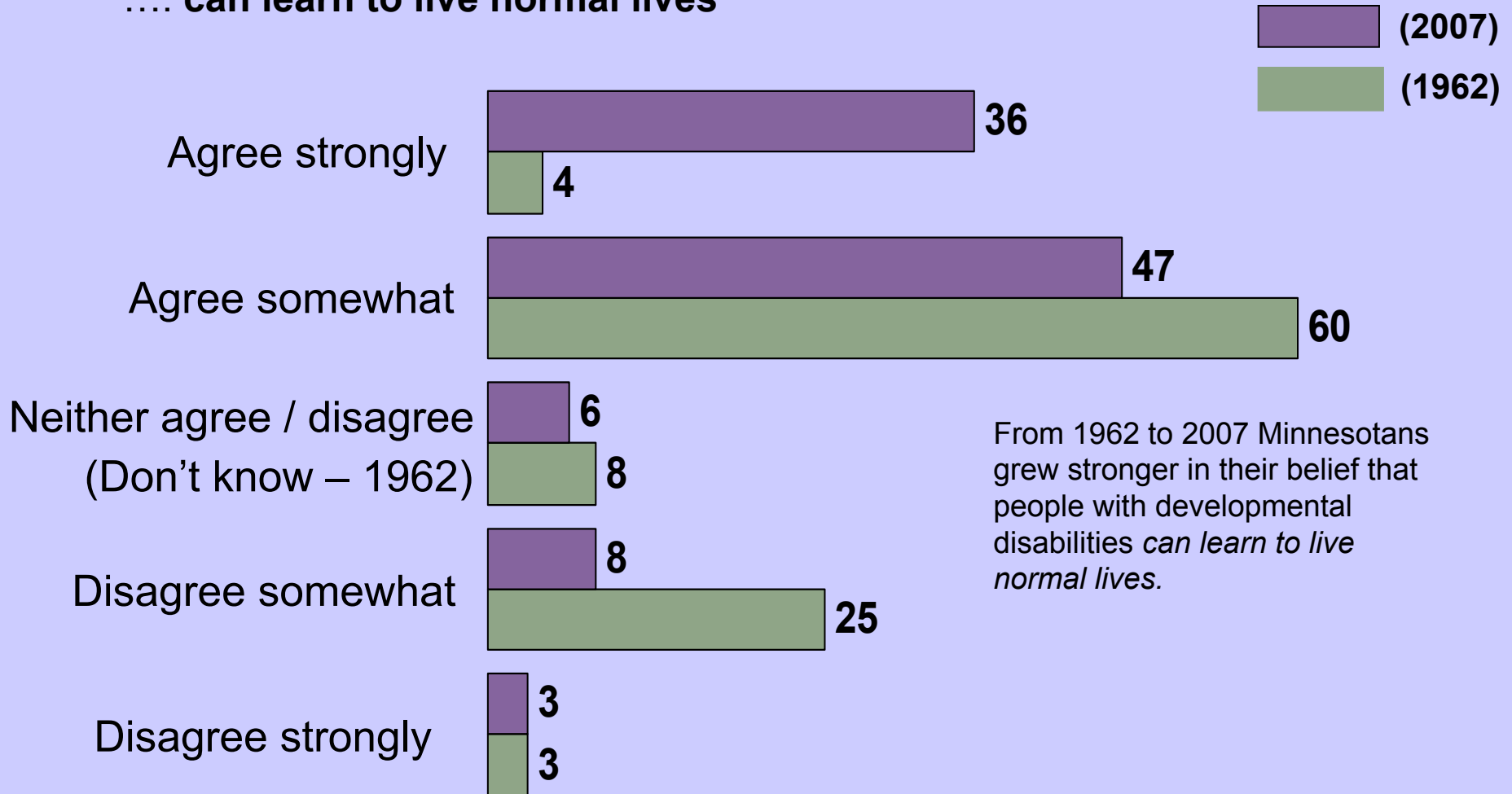


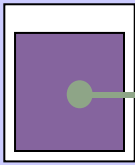
In 2007 Minnesotans were less inclined to think of people with developmental disabilities as *looking different* from others.



# 1962 - 2007 perceptions: *People with developmental disabilities...*



.... can learn to live normal lives

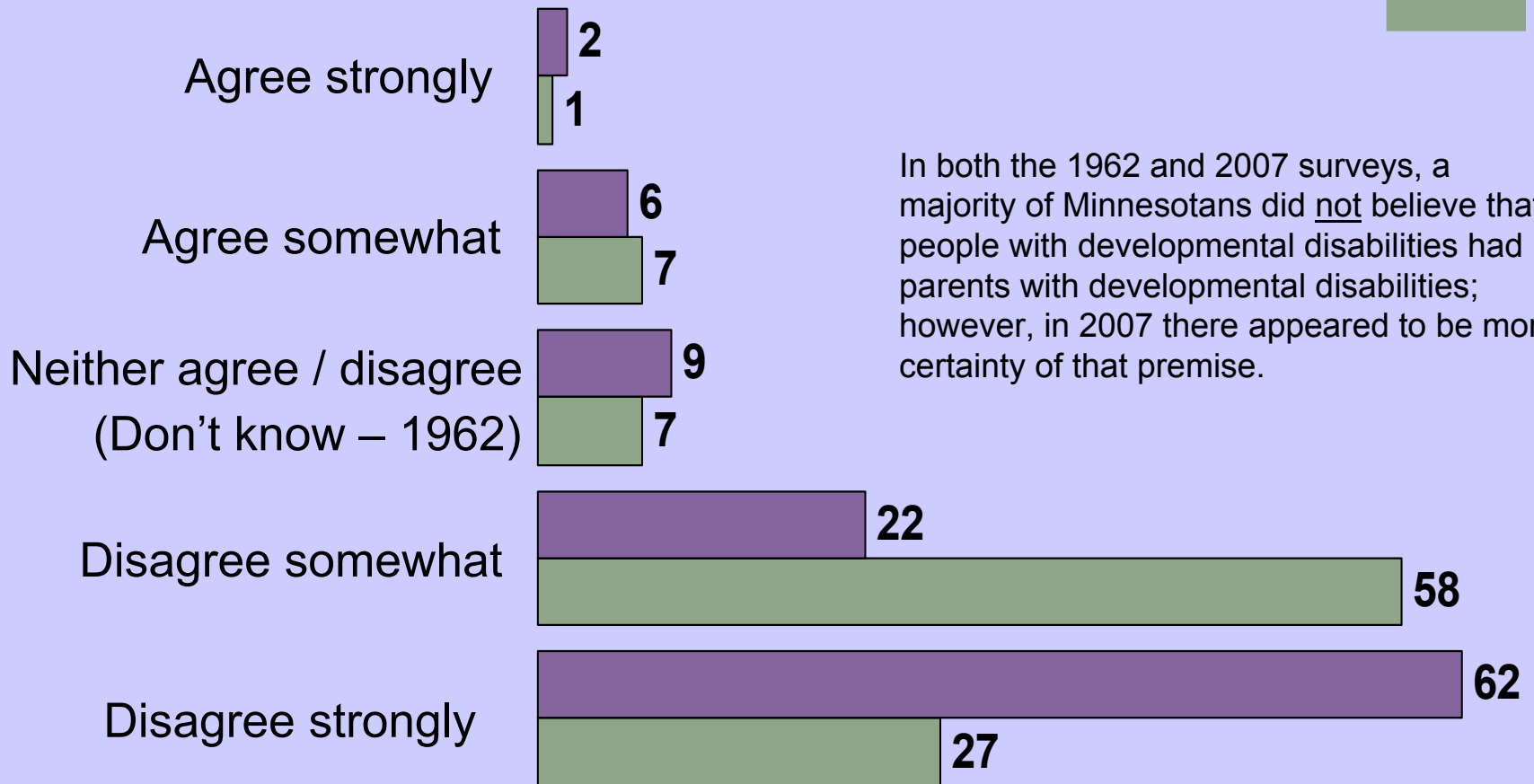




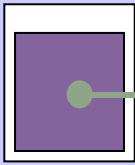
# 1962 - 2007 perceptions: *People with developmental disabilities...*

.... have parents with developmental disabilities

 (2007)  
 (1962)



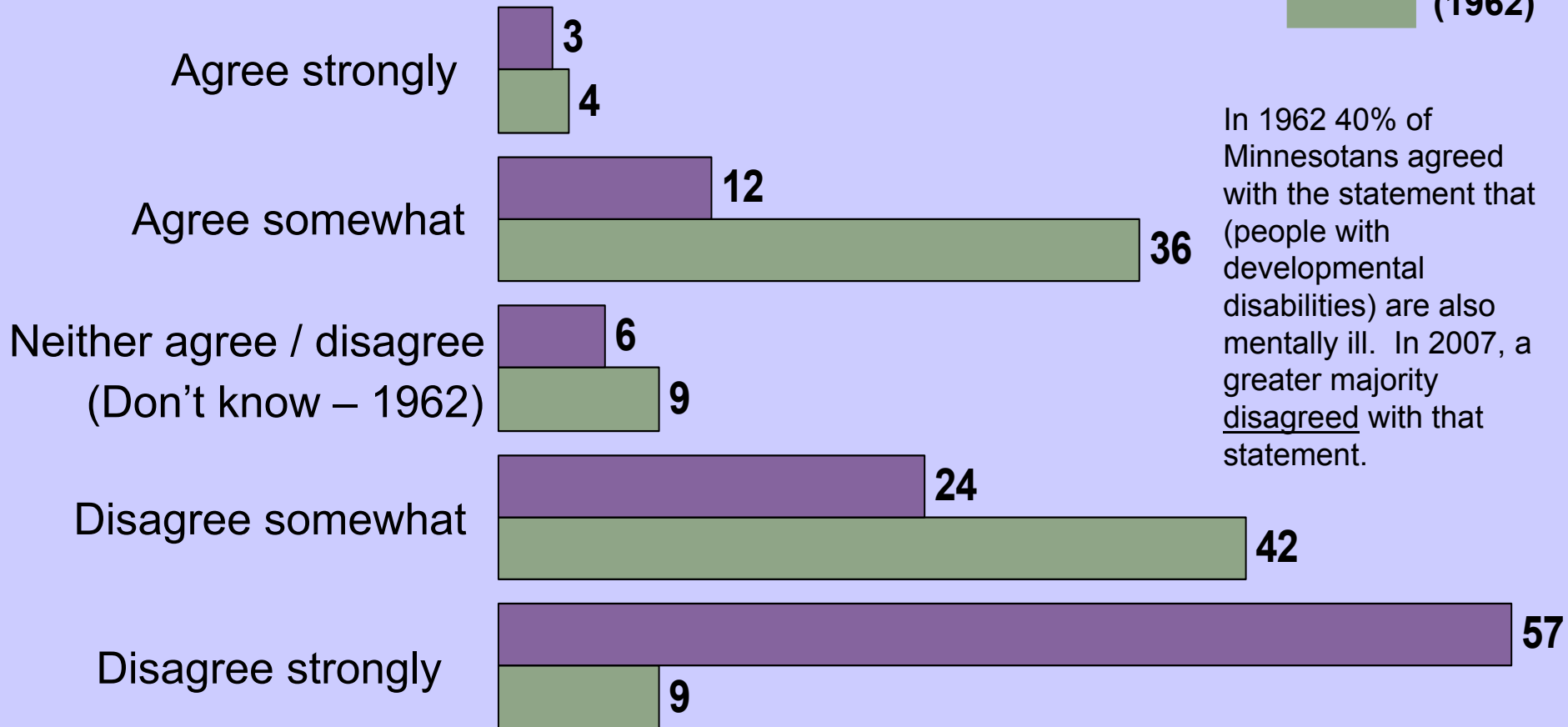
In both the 1962 and 2007 surveys, a majority of Minnesotans did not believe that people with developmental disabilities had parents with developmental disabilities; however, in 2007 there appeared to be more certainty of that premise.



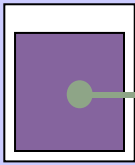
# 1962 - 2007 perceptions: *People with developmental disabilities...*

.... are mentally ill

(2007)  
(1962)

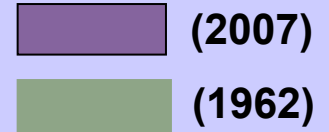


In 1962 40% of Minnesotans agreed with the statement that (people with developmental disabilities) are also mentally ill. In 2007, a greater majority disagreed with that statement.




# 1962 - 2007 integration: *People with developmental disabilities...*

.... should be able to use public playgrounds and beaches




Agree strongly

(Yes – 1962)



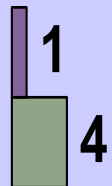
Agree somewhat

(Qualified Yes - 1962)



Neither agree / disagree

(Don't know – 1962)

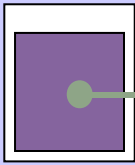


Disagree somewhat/strongly

(Strongly No – 1962)

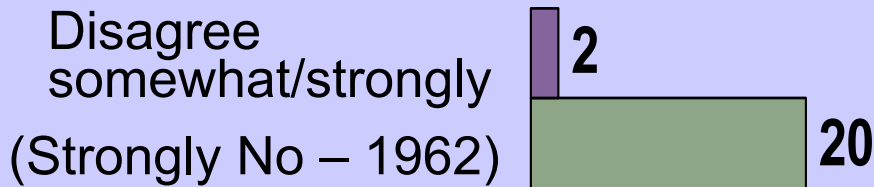
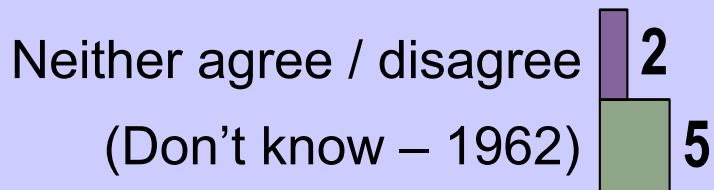
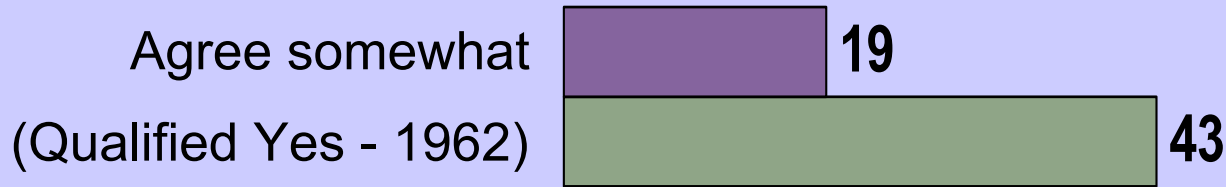
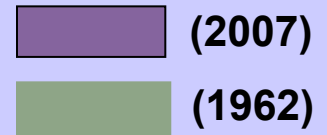


In 1962 one out of four Minnesotans were opposed to the idea that people with developmental disabilities should be allowed to use public playgrounds and beaches. In 2007 that opposition was replaced by overwhelming belief in integration.

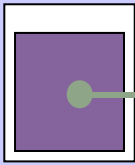


# 1962 - 2007 integration: *People with developmental disabilities...*

.... should be able to attend movie theaters

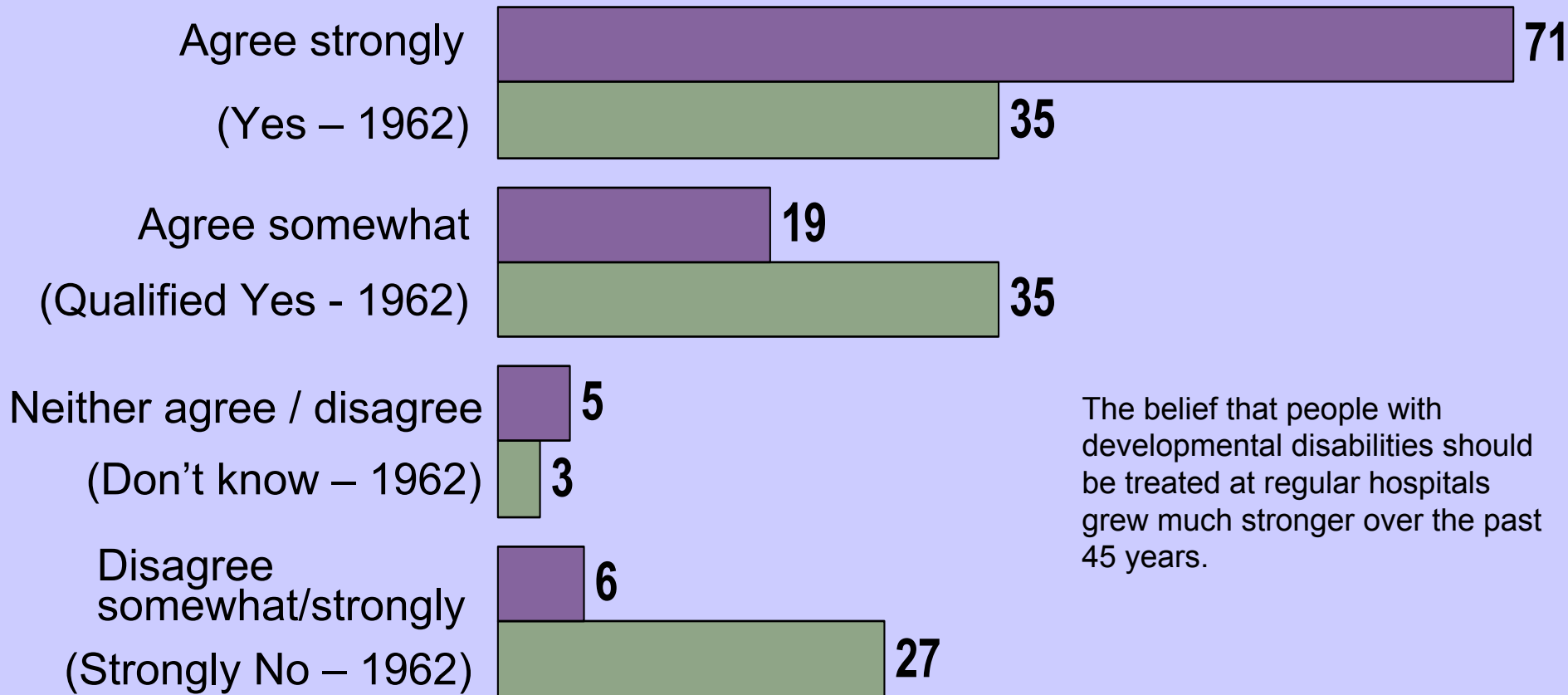
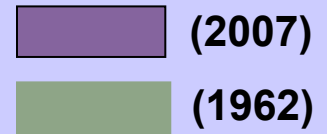


The degree of certainty that people with developmental disabilities should be allowed to attend movie theaters grew substantially from 1962 to 2007.

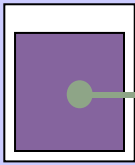


# 1962 - 2007 integration: *People with developmental disabilities...*

.... should be treated at regular hospitals

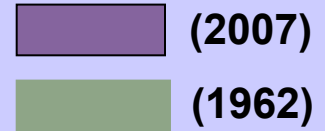


The belief that people with developmental disabilities should be treated at regular hospitals grew much stronger over the past 45 years.

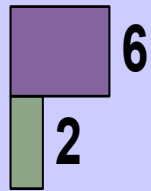


# 1962 - 2007 independence: *People with developmental disabilities...*


.... should be allowed to drive a car




Agree strongly  
(Yes – 1962)



Agree somewhat  
(Qualified Yes - 1962)



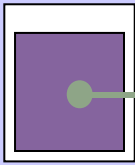
Neither agree / disagree  
(Don't know – 1962)



Disagree  
somewhat/strongly  
(Strongly No – 1962)

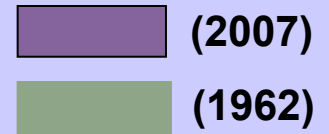


While there is less opposition to the idea that people with developmental disabilities should be able to drive a car, in 2007 45% were still opposed to the idea, and 24% were uncertain.

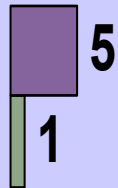


## 1962 - 2007 self-determination: *People with developmental disabilities...*

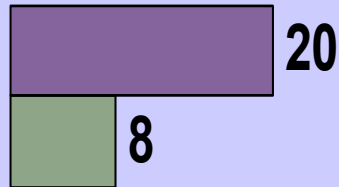
.... should be allowed to drink alcohol (liquor - 1962)




Agree strongly  
(Yes – 1962)



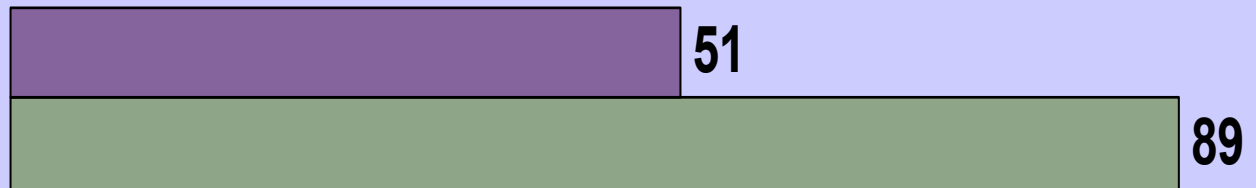
Agree somewhat  
(Qualified Yes - 1962)



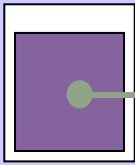
Neither agree / disagree  
(Don't know – 1962)



Disagree  
somewhat/strongly  
(Strongly No – 1962)

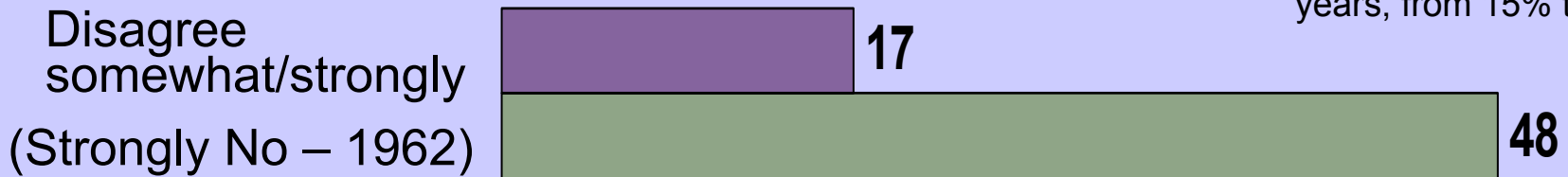
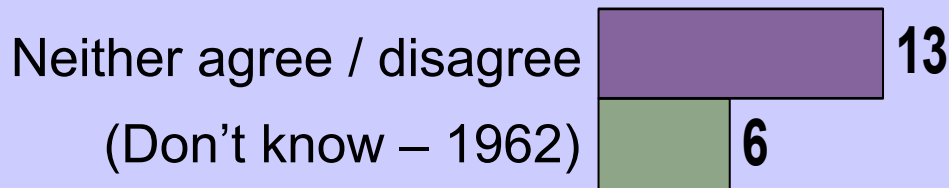

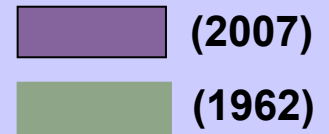


While there was less opposition to the idea that people with developmental disabilities should be allowed to drink alcohol, in 2007, half of the state was still opposed to the idea.

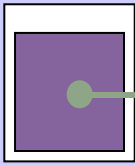


# 1962 - 2007 self-determination: *People with developmental disabilities...*

.... should be allowed to vote (for president - 1962)

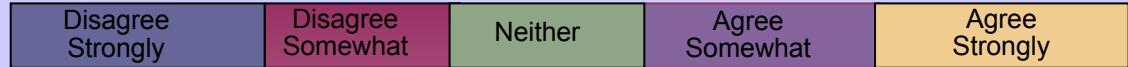


The percent of people who strongly believed that those with developmental disabilities should be allowed to vote more than doubled over the past 45 years, from 15% to 37%.



# attitude statements: integration / inclusion

People with developmental disabilities should...



percents, based to n = 806

be able to use public playgrounds and beaches



be able to attend movie theaters



be integrated into society as much as possible



be included in public places and social events



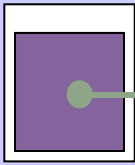
be encouraged to get out and be involved in the community



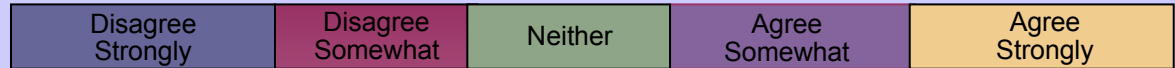
be treated at regular hospitals



There was strong agreement, on specifics - and in general - that people with developmental disabilities should be integrated into society as much as possible.



# attitude statements: integration / inclusion



percents, based to n = 806


It's OK to exclude people with developmental disabilities from many public situations; they cannot be expected to fit in



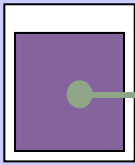
If a person with a developmental disability moved into my neighborhood, I'd be concerned



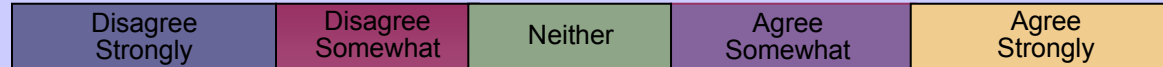
Everyone would be better off if school-aged children with developmental disabilities were taught together in the same classes as other children



Most Minnesotans believe in integration, even when it extends to their own neighborhood; however, there appears to be less agreement about inclusion in the classroom.



## attitude statements: productivity



percents, based to n = 806

**I have a lot of respect for companies that employ people with developmental disabilities**



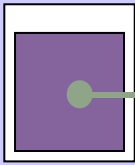
**When society helps people with disabilities live to their highest potential, we're all better off**



**With the right training, most people with developmental disabilities could be very productive workers**

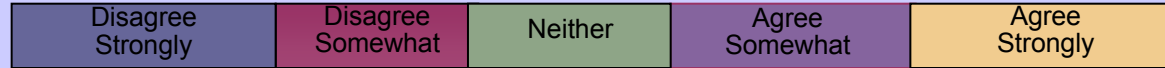


Minnesotans expressed strong support and positive beliefs that “everyone wins” when people with developmental disabilities are trained, hired and given the opportunity to be employed.



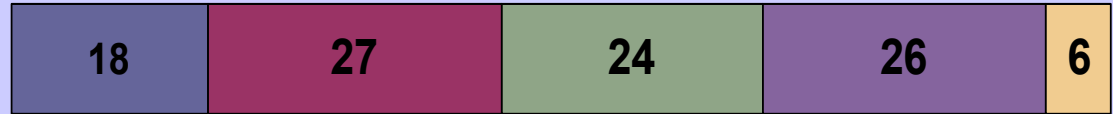
# attitude statements: independence

People with developmental disabilities should...

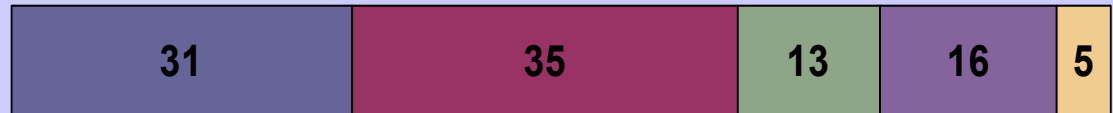


percents, based to n = 806

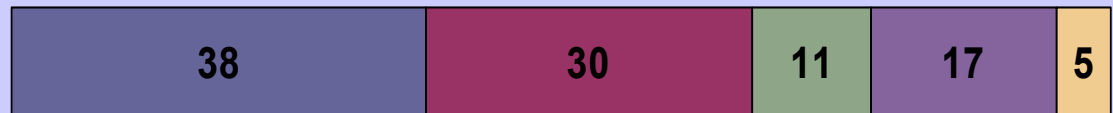
be able to drive a car



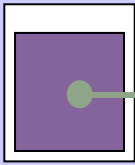
not be allowed to live on their own; they need to be closely monitored



be kept in facilities where they can be provided with the specialized care they need

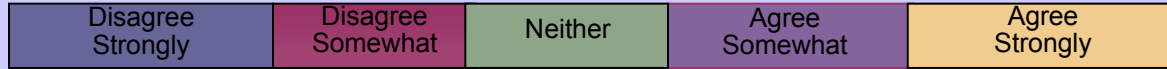


In 2007 45% of Minnesotans did not believe people with developmental disabilities should be allowed to drive a car; and about one in five Minnesotans believed people with developmental disabilities should not be allowed to live on their own.



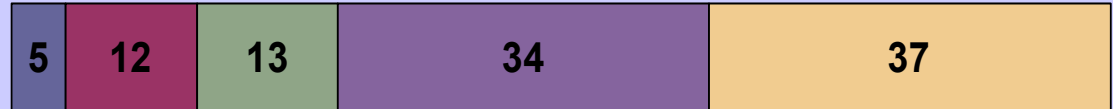
# attitude statements: self-determination

## People with developmental disabilities should...




percents, based on n = 806


be allowed to vote



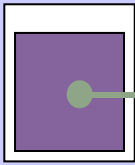
be allowed to have children, just like everyone else



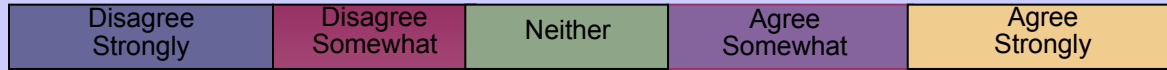
be able to drink alcohol



While most Minnesotans believe people with developmental disabilities should be allowed to vote, 29% believed they should not be allowed to have children, and half of those surveyed believed they should not be allowed to drink alcohol.



# attitude statements: self-determination

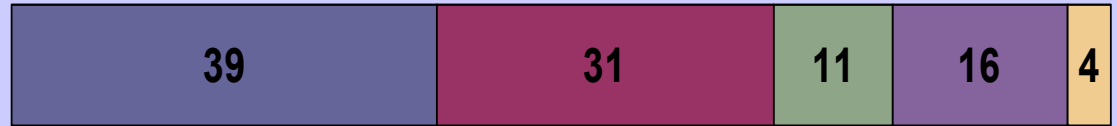


percents, based on n = 806

**Most people with developmental disabilities should be kept in institutions**



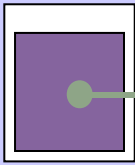
**Most people with developmental disabilities are not capable of any real level of self-determination; they need someone else to make most of their daily decisions**



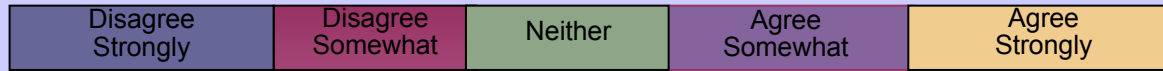
**Most people with developmental disabilities can learn to live normal lives**



The majority of Minnesotans believe that most people with developmental disabilities are capable of living normal lives, and with real levels of self-determination.



# attitude statements: help / assistance



percents, based on n = 806

**Most people with developmental disabilities should be cared for by their immediate family, as much as possible**



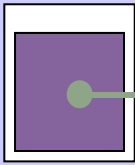
**If someone has a child with a developmental disability that's their problem. There's really no reason why the rest of us should have to pay any of the extra costs of raising that child**



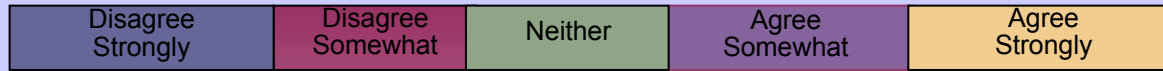
**Parents of children with developmental disabilities cannot be expected to provide all necessary services themselves**



While most Minnesotans believed that the immediate family is in the best position to provide care for a family member with a developmental disability, there was great support for the idea that the family cannot carry the responsibility alone.



## attitude statements: help / assistance




percents, based on n = 806

**When someone is born with a severe disability, we shouldn't assist them too much, because ultimately it's survival of the fittest**



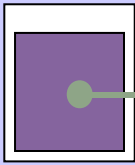
**Too much money is being spent on people with developmental disabilities**



**Society should do everything in its power to help those who are most vulnerable**



Minnesotans overwhelmingly rejected the concept of *survival of the fittest*, and were strongly in favor of the idea that society should do everything in its power to help those who are most vulnerable.



# awareness of services

**As far as you know, what kinds of services are available around here and in the state to help (people with developmental disabilities)?**

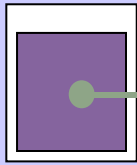
## **1962 responses (n = 900)**

## **2007 responses (n = 807)**

State institutions/ hospitals. . . . .	42%
Special classes (public schools). . . . .	24%
Day schools/ day care. . . . .	13%
Other state services. . . . .	6%
Diagnostic centers/ clinics. . . . .	5%
Vocational guidance/ workshops. . . . .	5%
Private homes (rest/foster). . . . .	4%
Don't know/ unsure/ not aware . . . . .	31%

Special ed./ schools/ education programs. . . . .	26%
Social service/ community, government programs/ etc. . . . .	24%
Group homes/ foster homes/ assisted living. . . . .	22%
Private services/ religious organizations/ advocacy groups/ charities . . . . .	18%
Employment/ job training/ job services, occupational training. . . . .	14%
Insurance/ healthcare/ MinnesotaCare/ Medicare/ medical services. . . . .	12%
Don't know/ not aware. . . . .	30%

In 1962 the most top-of-mind service to (people with developmental disabilities) was state institutions/ hospitals, mentioned by four out of ten respondents. However, in 2007 state institutions/ hospitals were rarely if ever mentioned. Thus, there has been a substantial change in perceptions as to the kinds of services that are available in Minnesota to help people with developmental disabilities.

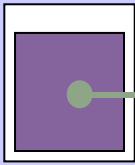


## attitudes towards government services

In terms of spending the tax payers' money, please say whether you agree or disagree that it's important for government to provide these services:

	% agree	% select as most important
Centers where people with developmental disabilities can learn job skills	98	14
Special classes to educate and train people with developmental disabilities	96	16
Assurance of access to quality health care services	96	15
Protection services to prevent abuse of people with developmental disabilities	94	13
Training and counseling services for parents of people with developmental disabilities	94	7
Research to learn about the causes of developmental disabilities	92	10

In 2007, Minnesotans expressed overwhelming support for a wide range of government services to people with developmental disabilities. The services which were most often selected as most important are shown above.



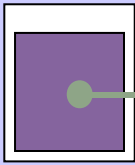
## attitudes towards government services

In terms of spending the tax payers' money, please say whether you agree or disagree that it's important for government to provide these services:

% select  
as most  
important

% agree

	% agree	% select as most important
Specialized training for people with developmental disabilities, and/or their advocates, on how to exercise rights and speak up for oneself	91	1
Provisions of personal care attendants, who assist people with developmental disabilities, to enable them to live more independently, or as they choose	90	4
On the job assistance, so people with developmental disabilities can work in regular businesses	90	4
Subsidies to families to pay for extra costs of caring for children with developmental disabilities	87	5

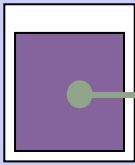


## attitudes towards government services

In terms of spending the tax payers' money, please say whether you agree or disagree that it's important for government to provide these services:

% agree      % select  
as most  
important

	% agree	% select as most important
Individual teaching assistants who would enable children with developmental disabilities to attend regular public school classes	81	7
Institutions to care for people with developmental disabilities	72	2
Foster homes for children of parents with developmental disabilities	71	1
Subsidies to adults with developmental disabilities so they can purchase their own homes if they choose to	68	1



## conclusions

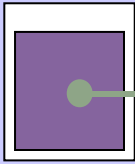
### **From institutions to integration**

Attitudes regarding people with developmental disabilities have changed substantially over the past 45 years. In 2007, Minnesotans in general embraced the ideas of integrating and including people with developmental disabilities into their community and society at large.

### **Belief in the family**

From 1962 to 2007 the majority opinion has shifted from disagreement to agreement, that the best way to care for people with developmental disabilities is through *their immediate family, as much as possible*.

While most Minnesotans believe that the immediate family is in the best position to provide care, there was great support for the idea that the family cannot carry the burden alone.

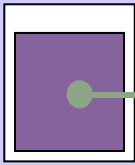


## conclusions

### Integration benefits everyone

In 2007 Minnesotans embraced the idea that everyone is better off when people with developmental disabilities are integrated into society, and living independent and productive lives as much as possible.

- Over 90% believed that, with the right training, people with developmental disabilities could be very productive workers.
- 85% of respondents strongly agreed that they have a lot of respect for companies that employ people with developmental disabilities.



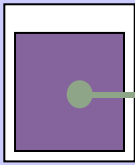
## conclusions

### **Some uncertainties related to independence and self determination**

While the majority of Minnesotans believe that most people with developmental disabilities are capable of living normal lives, and with real levels of self determination, uncertainties linger regarding some personal rights and freedoms, such as:

*Whether people with developmental disabilities should be allowed . . .*

- to have children;
- to drink alcohol;
- to live on their own;
- to drive a car.



## conclusions

### **Wide majority support government and taxpayers' services/ support**

In 2007 Minnesotans expressed overwhelming support for a wide range of government services for people with developmental disabilities.

- Services often selected as most important were:
  - education, training, job skills;
  - access to quality health care;
  - protection from abuse;
  - training and counseling for parents;
  - advocacy training;
  - research to learn about causes of developmental disabilities.
- Only 6% agreed with the statement that *too much money is being spent on people with developmental disabilities.*